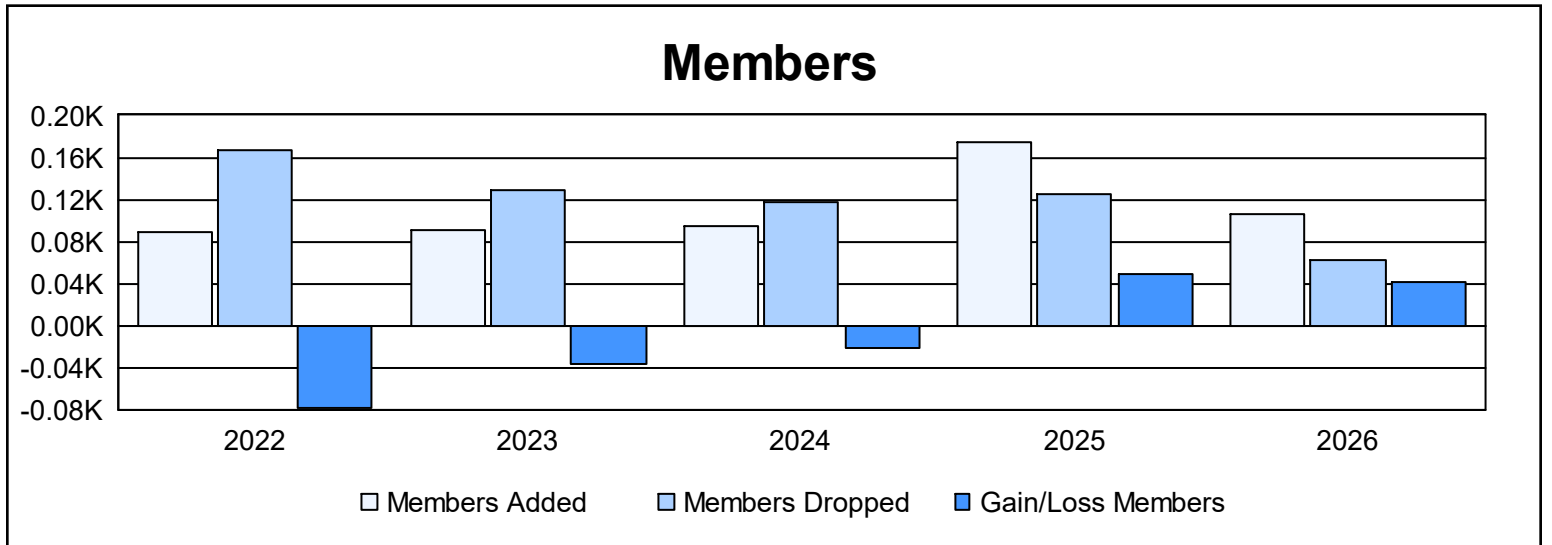
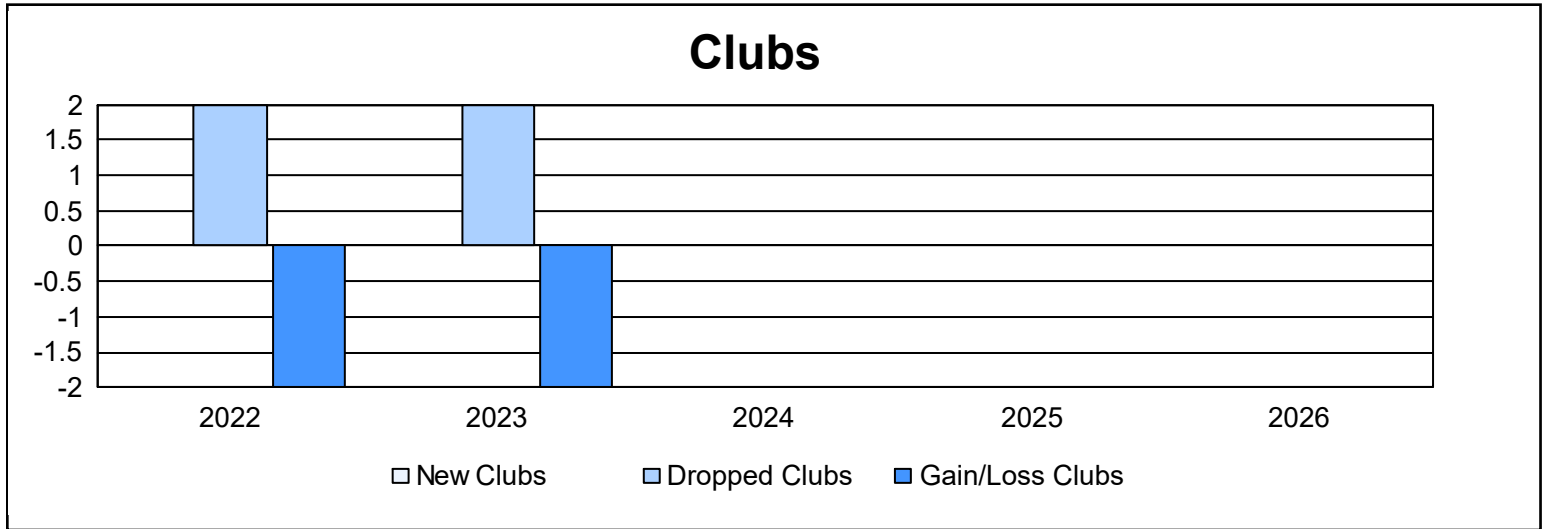
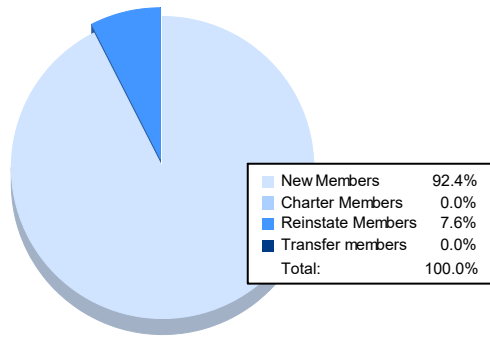


Year	New Clubs	Dropped Clubs	Gain/ Loss Clubs	New Members	Charter Members	Reinstate Members	Transfer Members	Total Member Added	Total Members Dropped	Gain/ Loss Members
2021-2022	0	2	-2	77	1	10	1	89	167	-78
2022-2023	0	2	-2	76	1	12	2	91	128	-37
2023-2024	0	0	0	86	0	2	7	95	117	-22
2024-2025	0	0	0	154	0	12	8	174	125	49
2025-2026	0	0	0	97	0	8	0	105	63	42
<b>Average</b>	<b>0</b>	<b>1</b>	<b>-1</b>	<b>98</b>	<b>0</b>	<b>9</b>	<b>4</b>	<b>111</b>	<b>120</b>	<b>-9</b>



### Membership Composition April 2026 Cumulative



### Gender Composition April 2026 Cumulative

